

Key


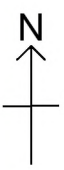
- Location of Turbines T1 to T17
- Residential Dwellings within Study Area
- Study Area (10D and 11D offsets shown)

Annual duration of shadow flicker effect

- 0-30hrs
- 30-60hrs
- 60-90hrs
- 90-120hrs
- 120-150hrs
- 150-180hrs

Notes:
D is equivalent to wind turbine rotor diameter (104m).


Beaw Field Wind Farm



TITLE:

Shadow Flicker Map
Figure 19.2

Scale: 1:17,500 @ A3 Date: 28/01/2016



This material has been reproduced from Ordnance Survey digital map data with the permission of the Controller of Her Majesty's Stationary Office
© Crown Copyright
Licence Number 100018033

Ref: